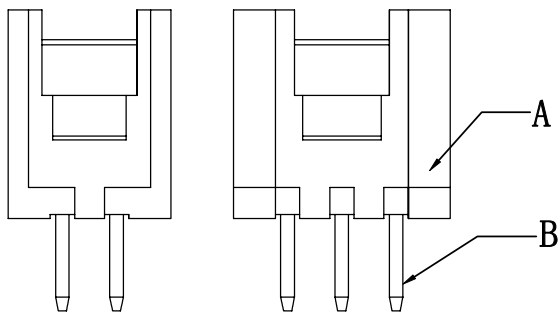
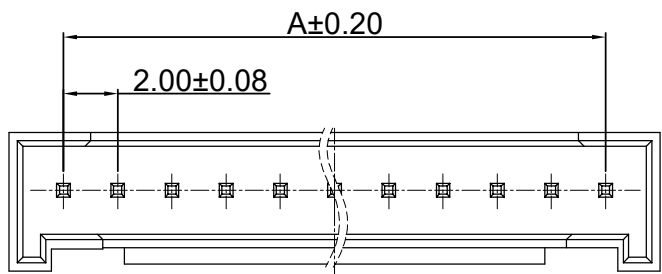
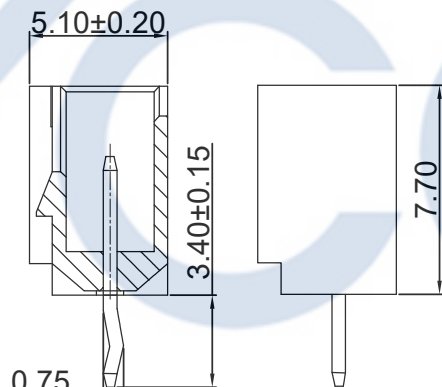
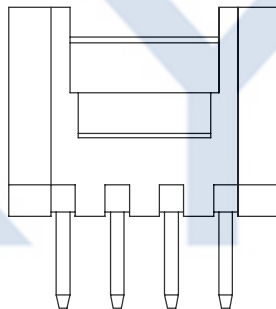
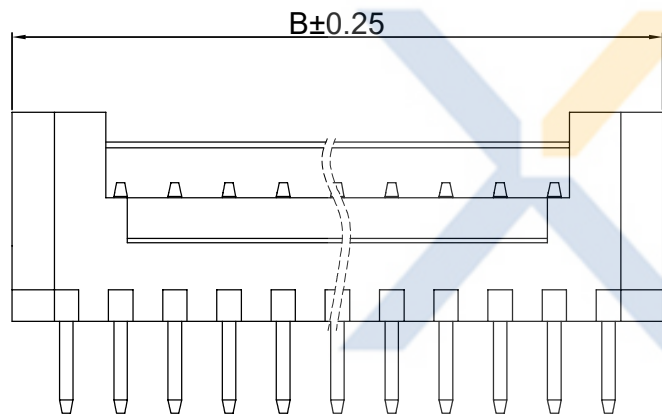


DRAWING FOR CUSTOMER



2P示图

3P示图

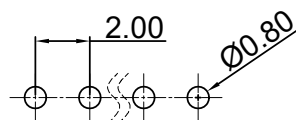
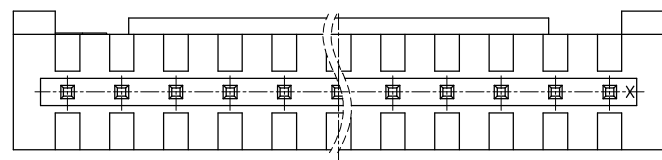


5-16P示图

4P示图

打“K” 无“K”

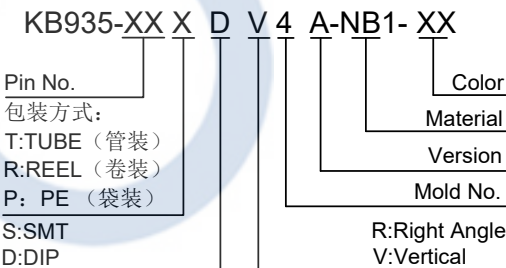
KB935-XXXDV4A-NB1-XX-K KB935-XXXDV4A-NB1-XX



Recommended P.C.B Layout(Top Side)
PCB Thickness=1.20mm
(Tolerance=±0.05)

- SPEC:
 - Rated Voltage:250V AC,DCm
 - Rated Current: 3A AC,DC
 - Withstand Voltage: 800V AC/minute
 - Contact Resistance: 20mΩ max
 - Insulation Resistance: 1000MΩ min
 - Temperature Range: -25°C~+85°C

- Material :
 - Insulator(A) :NB1- PA66 UL94V-0
Color:WH-White,BK-Black
 - Contact Pin(B):Brass
Finish:Tin plated;over Nickel



Poles	Dimensions(mm)		Poles	Dimensions(mm)	
	A	B		A	B
2P	2.00	6.00	10P	18.00	22.00
3P	4.00	8.00	11P	20.00	24.00
4P	6.00	10.00	12P	22.00	26.00
5P	8.00	12.00	13P	24.00	28.00
6P	10.00	14.00	14P	26.00	30.00
7P	12.00	16.00	15P	28.00	32.00
8P	14.00	18.00	16P	30.00	34.00
9P	16.00	20.00			

XYCO 东莞市轩业电子科技有限公司
TEL: 0769-8297 9981/2/3 <http://www.XYCO.com.cn>

2017-04-06		B	KB935-XXXDV4A-NB1-XX	Devin	TOLERANCE 公差	DRAWING 設計者	Devin	KB935-XXXDV4A-NB1-XX	
DATE 日期	VER 版本	CHANGE HISTORY 變更歷史	CHANGED NAME 修改後料號	DRAWING 變更者	.X=±0.30 .XX=±0.20 .XXX=±0.10	CHECKED 審查	Thomas	PART NO. 料號	UNIT 單位
						APPROVED 核准	William	DWG NO. 圖號	mm
								PE1706011A	PRODUCT NAME 產品名稱

PHS PH2.0mm Wire To Board
DIP Vertical Wafer