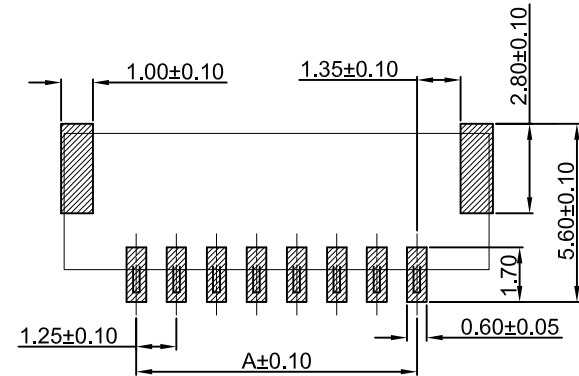
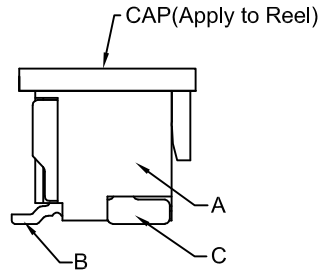
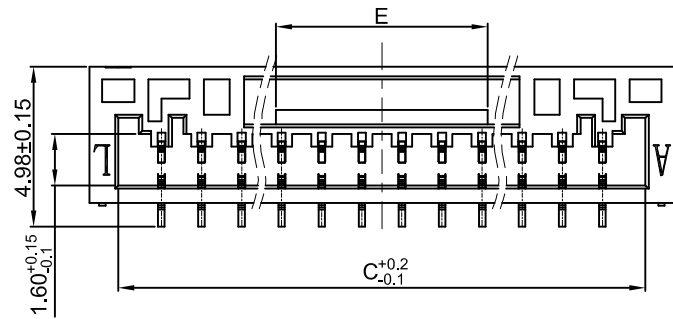
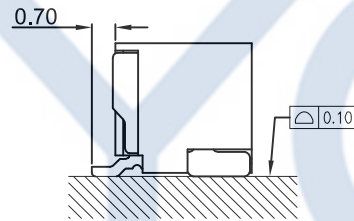
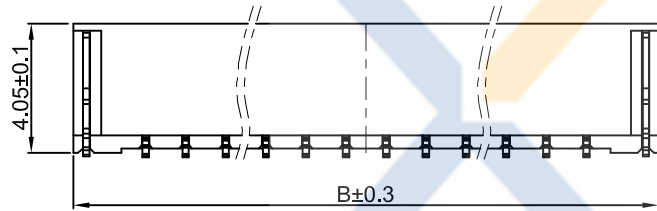


# DRAWING FOR CUSTOMER



SUGGESTED PCB LAYOUT  
(COMPONENT SIDE)

Poles	Dimensions (mm)			
	A	B	C	E
02	1.25	5.75	3.75	0.75
03	2.50	7.00	5.00	1.60
04	3.75	8.25	6.25	2.65
05	5.00	9.50	7.50	2.50
06	6.25	10.75	8.75	4.65
07	7.50	12.00	10.00	4.65
08	8.75	13.25	11.25	4.65
09	10.00	14.50	12.50	4.65
10	11.25	15.75	13.75	6.60
11	12.50	17.00	15.00	6.60
12	13.75	18.25	16.25	6.60
13	15.00	19.50	17.50	6.60
14	16.25	20.75	18.75	6.60
15	17.50	22.00	20.00	6.60

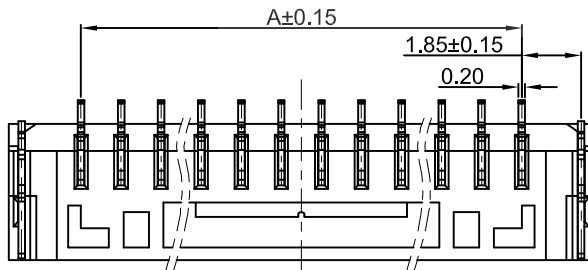
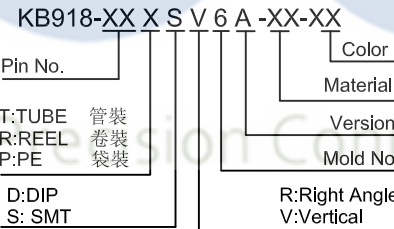


### ■SPEC.:

- Rated Voltage:50V AC,DC
- Rated Current:1A AC,DC
- Withstand Voltage:500V AC/minute
- Contact Resistance:30mΩ max
- Insulation Resistance:100MΩ min
- Temperature Range:-40℃~+105℃

### ■Material:

- Insulator(A):P1-PA9T;C1-LCP UL94V-0  
Color:BK-Black;RD-Red;BL-blue;BGE-Beige
- Contact PIN(B): Phosphor Bronze  
Finish:Matted Tin-Plated;over Nickel
- Solder tab(C):Phosphor Bronze  
Finish:Matted Tin-Plated;over Nickel
- CAP(D):PA9T UL94V-0



**XYCO** 东莞市轩业电子科技有限公司  
TEL: 0769-8297 9981/2/3 http://www.XYCO.com.cn

DATE		VER	CHANGE HISTORY	CHANGED NAME	DRAWING	TOLERANCE	DRAWING	Devin	KB918-XXXSV6A-XX-XX		UNIT	mm	PRODUCT NAME	GHR PH1.25mm Wire To Board SMT Vertical Wafer
日期	版本	變更歷史	修改後料號	變更者	公差	設計者	審查	Thomas	PART NO. 料號	單位		產品名稱		
2016-06-12	A		KB918-XXXSV6A-XX-XX	Devin	.X=±0.30 .XX=±0.20 .XXX=±0.10	Devin	APPROVED	William	DWG NO. 圖號	PE1905035A	mm			