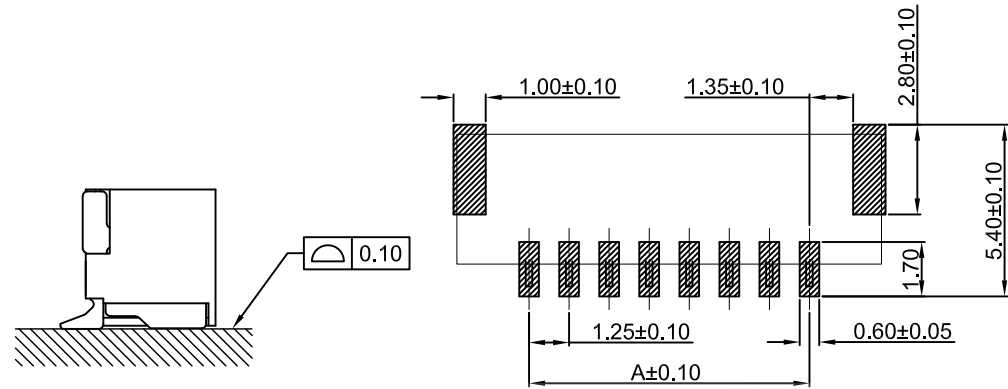
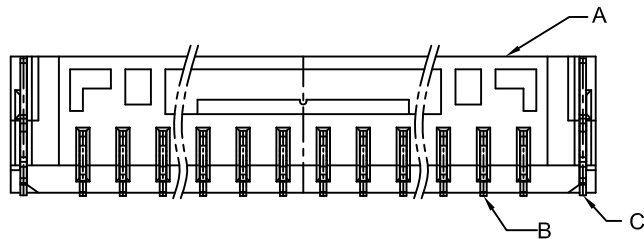


DRAWING FOR CUSTOMER



SUGGESTED PCB LAYOUT
(COMPONENT SIDE)

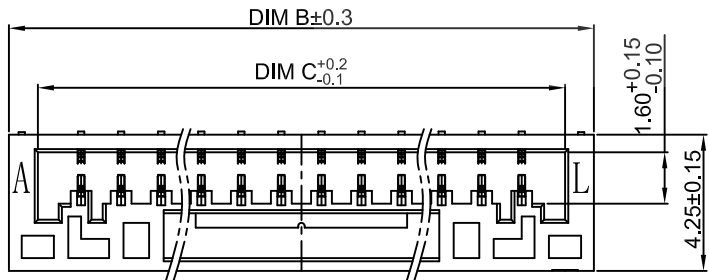
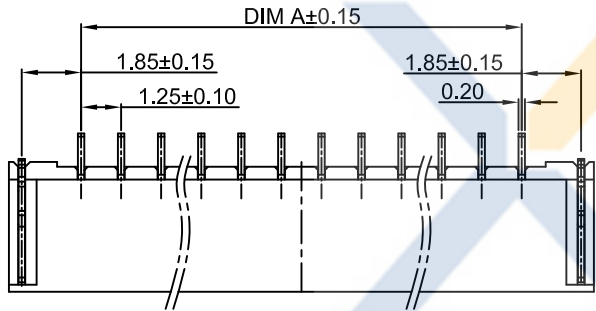
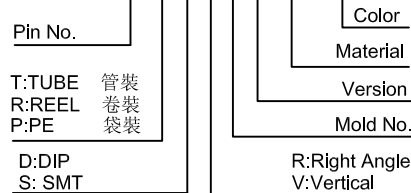
■ SPEC.:

- Rated Voltage:50V AC,DC
- Rated Current:1A AC,DC
- Withstand Voltage:500V AC/minute
- Contact Resistance:30mΩ max
- Insulation Resistance:100MΩ min
- Temperature Range:-40℃~+105℃

■ Material:

- Insulator(A):C1-LCP UL94V-0
Color:BGE-Beige
- Contact PIN(B): Phosphor Bronze
Finish:Matted Tin-Plated;over Nickel
- Solder tab(C):Phosphor Bronze
Finish:Matted Tin-Plated;over Nickel

KB918-XX X S R 6 A -XX-XX



Poles	Dimensions (mm)		
	A	B	C
02	1.25	5.75	3.75
03	2.50	7.00	5.00
04	3.75	8.25	6.25
05	5.00	9.50	7.50
06	6.25	10.75	8.75
07	7.50	12.00	10.00
08	8.75	13.25	11.25
09	10.00	14.50	12.50
10P	11.25	15.75	13.75
11P	12.50	17.00	15.00
12P	13.75	18.25	16.25
13P	15.00	19.50	17.50
14P	16.25	20.75	18.75
15P	17.50	22.00	20.00

XYCO 东莞市轩业电子科技有限公司
TEL: 0769-8297 9981/2/3 http://www.XYCO.com.cn

2016-06-12		A	CHANGE HISTORY 變更歷史	CHANGED NAME 修改後料號	DRAWING 變更者	TOLERANCE 公差	DRAWING 設計者	Devin	KB918-XXXSR6A-C1-BGE		UNIT 單位	mm	PRODUCT NAME 產品名稱	GHR PH1.25mm Wire To Board SMT Right Angle Wafer
DATE 日期	VER 版本	KB918-XXXSR6A-C1-BGE				Devin	.X=±0.30 .XX=±0.20 .XXX=±0.10	CHECKED 審查	Thomas	PART NO. 料號				
								APPROVED 核准	William					